



**63** Respondents  
 • 90% Public School Districts



**44%** Currently purchase Texas products



**35** Purchase TX meat/meat alternate the most



**28** Buy from TX producers and/or local businesses

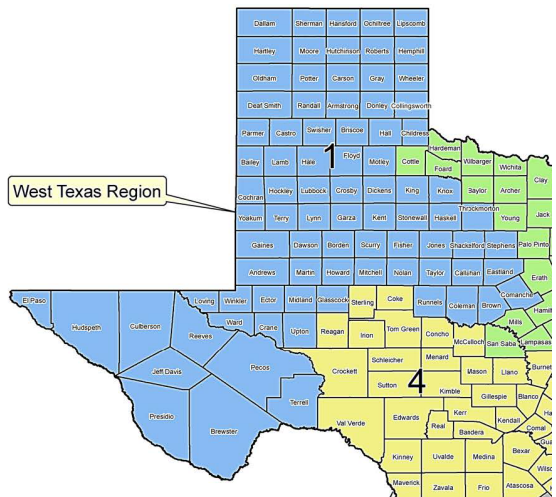


**43%** Plan to increase spending on TX products



**NSLP Farm Fresh Survey**  
 used to gauge school participation in Farm Fresh programming

- Survey dates: 2/28/2023 - 3/8/2023
- Sent to CEs and ESC mailing lists
- 399 unique responses



**Region 1**  
 West Texas is Farm Fresh



**21** Wish to buy TX meat/meat alternate products



**35%** Have difficulty finding TX produce or meat/meat alternate



**70%** List cost as the primary barrier to TX products



**3** Have a garden  
 • 23 want to start gardening



**62%** Lack outdoor space for gardens



TEXAS DEPARTMENT OF AGRICULTURE  
**COMMISSIONER SID MILLER**

Fraud Hotline: 1-866-5-FRAUD-4 or 1-866-537-2834 | P.O. Box 12847 | Austin, TX 78711  
 Toll Free: (877) TEX-MEAL | For the hearing impaired: (800) 735-2989 (TTY)



Food and Nutrition Division  
 Farm Fresh Initiative

This product was funded by USDA.  
 This institution is an equal opportunity provider.



Updated 4/27/2023  
 www.SquareMeals.org

<b>Region 1</b>	<b>CE Name</b>	<b>Enrollment</b>	<b>Campuses</b>	<b>Meals Served</b>
	Anton ISD	168	1	35,192
	Baird ISD	169	2	17,959
	Balmorhea ISD	129	1	31,281
	Benjamin ISD	141	1	41,556
	Big Spring ISD	3,557	9	755,399
	Buena Vista ISD	245	1	42,302
	Burnhamwood Charter School (El Paso Education Initiative)	308	1	27,449
	Channing ISD	162	1	20,124
	Chisum ISD	1,172	3	111,986
	Claude ISD	338	1	13,493
	Coahoma ISD	1,078	3	102,828
	Comfort ISD	1,110	3	99,520
	Crosbyton CISD	297	1	67,442
	Culberson County Allamoore ISD	367	1	50,062
	Dell City ISD	71	1	13,195
	Ector County ISD	32,890	43	4,291,180
	El Paso Juvenile Justice Center (El Paso County Juvenile Probation)	129	1	18,703
	Fabens ISD	1,958	4	250,812
	Father Yermo Schools	265	1	41,216
	Follett ISD	189	1	21,822
	Friona ISD	1,038	4	205,567
	Gorman ISD	259	3	21,330
	Gruver ISD	451	3	36,036
	Hale Center ISD	589	3	119,798
	Happy ISD	271	2	39,526

Highland Park ISD	785	3	99,134
Kelton ISD	153	1	13,752
Kermit ISD	1,328	3	86,367
Kress ISD	272	2	42,244
La Fe Preparatory	178	1	24,614
Lubbock ISD	24,882	45	3,173,539
Lueders-Avoca ISD	97	2	19,852
Marathon ISD	60	1	4,053
May ISD	136	2	5,924
Memphis ISD	438	4	67,087
Midland Academy	378	1	62,247
New Deal ISD	750	3	93,686
Pampa ISD	3,467	6	343,614
Panhandle ISD	357	3	48,925
Paris ISD	3,830	8	575,311
Plains ISD	430	3	76,285
Post ISD	729	3	71,019
Prairiland ISD	1,090	4	97,546
Pringle-Morse CISD	115	1	21,227
River Road ISD	1,289	4	193,412
Ropes ISD	552	1	35,631
Sands CISD	240	1	33,800
Santa Anna ISD	262	2	42,769
Seminole ISD	2,988	6	336,695
Sierra Blanca ISD	110	1	18,158
Slaton ISD	1,236	4	254,882

Stratford ISD	575	3	73,161
Tahoka ISD	559	3	89,912
Terrell County ISD	135	1	26,151
Texhoma ISD	117	1	17,276
Texline ISD	201	1	29,564
TORNILLO ISD	819	4	150,926
Tulia ISD	882	3	139,501
Valentine ISD	42	1	4,169
Vega ISD	257	1	35,814
Vista Del Futuro Charter School (El Paso Education Initiative)	326	1	40,554
White Deer ISD	322	2	37,881
Whiteface CISD	323	1	41,024



**159** Respondents  
 • 87% Public School Districts



**51%** Currently purchase Texas products



**58** Purchase TX meat/meat alternate the most



**62** Buy from TX producers and/or local businesses

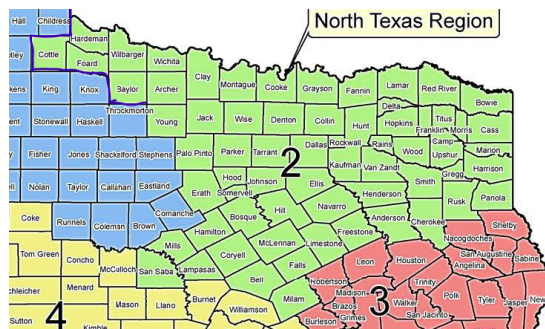


**43%** Plan to increase spending on TX products



**NSLP Farm Fresh Survey**  
 used to gauge school participation in Farm Fresh programming

- Survey dates: 2/28/2023 - 3/8/2023
- Sent to CEs and ESC mailing lists
- 399 unique responses



**Region 2**  
 North Texas is Farm Fresh



**59** Wish to buy TX fruits and vegetables



**29%** Have difficulty finding TX produce or meat/meat alternate



**69%** List cost as the primary barrier to TX products



**12** Have a garden  
 • 58 want to start gardening



**59%** Lack outdoor space for gardens



TEXAS DEPARTMENT OF AGRICULTURE  
**COMMISSIONER SID MILLER**

Fraud Hotline: 1-866-5-FRAUD-4 or 1-866-537-2834 | P.O. Box 12847 | Austin, TX 78711  
 Toll Free: (877) TEX-MEAL | For the hearing impaired: (800) 735-2989 (TTY)



Food and Nutrition Division  
 Farm Fresh Initiative

This product was funded by USDA.  
 This institution is an equal opportunity provider.

Updated 4/27/2023  
 www.SquareMeals.org

<b>Region 2 CE Name</b>	<b>Enrollment</b>	<b>Campuses</b>	<b>Meals Served</b>
Abbott ISD	297	1	26,224
Academy ISD	1,808	4	142,479
Advantage Academy Charter	990	4	125,959
Alba-Golden ISD	844	2	68,729
Aledo ISD	7,992	11	368,651
Allen ISD	14,848	21	1,000,371
Alvarado ISD	3,758	6	409,995
Anna ISD	5,611	7	689,788
Archer City ISD	489	2	80,083
Arlington Classics Academy	1,512	3	121,568
Arlington ISD	29,287	74	7,202,209
Athens ISD	3,088	5	540,072
Atlanta ISD	1,878	4	411,381
Aubrey ISD	3,631	5	272,326
Azle ISD	7,087	11	1,052,416
Bell County Juvenile Services	39	1	20,305
Big Sandy ISD - Big Sandy	660	3	128,520
Birdville ISD	22,801	31	2,720,611
Blooming Grove ISD	499	2	76,471
Blue Ridge ISD	1,015	3	107,782
Bluff Dale ISD	243	1	18,975
Blum ISD	336	1	45,693
Boles ISD	551	3	58,341
Bowie ISD	1,624	4	170,669

Brock ISD	1,070	2	62,226
Bruceville Eddy ISD	565	4	54,718
Bullard ISD	2,895	6	169,733
Burkburnett ISD	3,182	5	371,282
Callisburg ISD	1,180	2	107,705
Cameron ISD	1,557	4	231,348
Carrollton Farmers Branch ISD	25,285	38	2,390,758
Castleberry ISD	3,712	5	529,930
Celina ISD	4,022	5	241,648
Chillicothe ISD	203	1	47,152
Cityscape Schools	1,235	2	136,513
Collinsville ISD	528	2	85,929
Como-Pickton CISD	739	1	94,794
Connally ISD	2,305	5	380,055
Coolidge ISD	288	2	42,852
Corsicana ISD	5,972	8	1,016,292
Covington ISD	320	1	45,930
Cranfills Gap ISD	129	1	26,507
Crawford ISD	601	2	41,855
Cumberland Academy	1,697	4	161,473
Dodd City ISD	320	1	45,696
Elysian Fields ISD	808	3	107,517
Fairfield ISD	1,708	4	148,284
Faith Family Academy	2,681	2	342,830
Farmersville ISD	2,135	4	180,202

Ferris ISD	2,711	5	393,976
Forney ISD	16,419	17	1,038,446
Frankston ISD	794	3	99,747
Frisco ISD	67,920	73	3,660,030
Garland ISD	52,707	75	6,582,006
Gary ISD	493	1	51,921
Gatesville ISD	2,670	5	261,554
Gateway Charter School	630	2	92,287
Gilmer ISD	2,895	4	467,781
Gladewater ISD	1,739	4	225,012
GLEN ROSE ISD	1,980	4	169,614
Good Shepherd Catholic Parish DBA Good Shepherd Catholic School	209	1	20,641
Gordon ISD	240	1	29,703
Graford ISD	327	1	27,964
Graham ISD	2,240	3	210,293
Granbury ISD	7,545	8	688,510
Grandview ISD	1,447	3	123,485
Grapevine-Colleyville ISD	8,941	16	659,700
Gunter ISD	1,187	3	104,358
Hallsburg ISD	149	1	17,961
Harleton ISD	696	3	75,846
Harmony Charter School	999	4	114,798
Honey Grove ISD	613	3	71,848
Hubbard ISD	465	2	32,228
Hubbard ISD - DeKalb	78	1	7,828



Huston Academy (Erath Excels Academy, Inc.)	56	1	1,996
International Leadership of Texas, Inc.	21,012	34	1,525,693
Iowa Park CISD	1,889	4	146,044
Iredell ISD	144	1	12,604
Irving ISD	31,882	38	2,924,385
Jean Massieu Academy	184	1	30,690
Jonesboro ISD	336	1	23,624
Joshua ISD	5,906	10	423,436
Judson ISD	27,795	31	1,477,269
Kilgore ISD	3,843	6	471,849
La Vega ISD	3,035	5	439,559
Lena Pope/Chapel Hill Academy	657	1	108,489
Life School	5,422	8	470,402
Lindale ISD	4,490	6	414,664
Lometa ISD	190	1	42,967
Longview ISD	8,264	13	1,091,397
Lorena ISD	1,797	4	163,056
Mart ISD	646	2	96,279
McGregor ISD	1,533	4	174,234
Mesquite ISD	38,429	49	4,071,251
Midlothian ISD	11,103	13	742,516
Midway ISD-Henrietta	130	1	21,865
Mildred ISD	846	2	98,272
Millsap ISD	1,088	3	115,271
Montague ISD	154	1	16,295

Moody ISD	741	4	121,046
Mount Calm ISD	167	1	27,749
Munday CISD	412	2	68,181
Murchison ISD	178	1	20,481
Neches ISD	320	2	41,566
New Horizons Ranch & Center	53	1	26,746
New Summerfield ISD	524	1	78,779
Nocona ISD	822	3	109,140
Northwest ISD	21,062	26	1,506,824
Ore City ISD	782	3	119,113
Paducah ISD	163	1	22,490
Pewitt CISD	816	3	103,134
Plano ISD	49,642	74	3,301,745
Ponder ISD	1,595	3	134,924
Poolville ISD	719	3	81,382
Pottsboro ISD	1,483	3	147,514
Prosper ISD	13,002	15	614,802
Quitman ISD	1,308	3	198,476
Rains ISD	1,734	4	209,321
Rapoport Academy	841	3	118,686
Rio Vista ISD	1,019	3	95,579
Rivercrest ISD	685	3	106,225
Rockwall ISD	19,631	23	1,366,051
Rosebud-Lott ISD	770	3	128,846
Royse City ISD	8,781	10	715,781

S&S CISD	954	3	152,575
Sabine ISD	1,944	4	241,136
Saint Jo ISD	338	2	40,420
Sam Rayburn ISD	502	2	56,692
Seymour ISD	631	2	87,986
Slidell ISD	445	1	62,490
Slocum ISD	357	2	35,603
Springtown ISD	4,161	6	320,250
Strawn ISD	170	1	18,091
Sudan ISD	469	2	68,518
Sunnyvale ISD	2,229	4	136,769
Teague ISD	1,218	4	155,873
Texarkana ISD	11,648	31	1,563,143
Tioga ISD	702	2	79,784
Tom Bean ISD	875	3	65,795
Trinidad ISD	143	1	24,370
Troup ISD	1,099	3	141,909
Universal Academy	662	1	88,967
UTD Callier Child Development Program	236	1	47,389
Valley Mills ISD	657	3	72,008
Venus ISD	2,279	4	305,824
Waco Charter School (Economic Opportunities Advancement Corp of	171	1	187,786
Walnut Bend ISD	53	1	11,895
Waskom ISD	801	3	112,701
Waxahachie ISD	10,869	16	930,762

West Rusk ISD	1,029	4	183,122
White Oak ISD	1,483	5	151,498
White Settlement ISD	6,793	8	708,287
Wichita Falls ISD	13,259	24	1,639,794
Wills Point ISD	2,778	5	349,586
Windthorst ISD	519	3	65,122
Winnsboro ISD	1,535	4	157,424
Yantis ISD	369	2	57,525



**85** Respondents  
 • 86% Public School Districts



**67%** Currently purchase Texas products



**33** Purchase TX milk most



**36** Buy from TX producers and/or local businesses

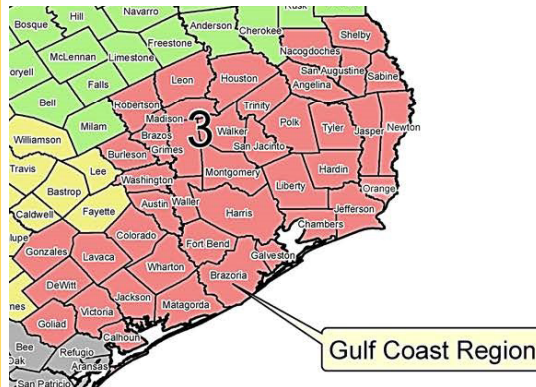


**60%** Plan to increase spending on TX products



**NSLP Farm Fresh Survey**  
 used to gauge school participation in Farm Fresh programming

- Survey dates: 2/28/2023 - 3/8/2023
- Sent to CE's and ESC mailing lists
- 399 unique responses



**Region 3**

The Gulf Coast is Farm Fresh



**44** Wish to buy TX fruits and vegetables



**27%** Have difficulty finding TX produce or meat/meat alternate



**80%** List cost as the primary barrier to TX products



**11** Have a garden  
 • 35 want to start gardening



**60%** Lack outdoor space for gardens



Food and Nutrition Division  
 Farm Fresh Initiative



TEXAS DEPARTMENT OF AGRICULTURE  
**COMMISSIONER SID MILLER**

Fraud Hotline: 1-866-5-FRAUD-4 or 1-866-537-2834 | P.O. Box 12847 | Austin, TX 78711  
 Toll Free: (877) TEX-MEAL | For the hearing impaired: (800) 735-2989 (TTY)



This product was funded by USDA.  
 This institution is an equal opportunity provider.

Updated 4/27/2023  
 www.SquareMeals.org

<b>Region 3 CE Name</b>	<b>Enrollment</b>	<b>Campuses</b>	<b>Meals Served</b>
Aldine ISD	62,207	82	8,965,104
Alief ISD	43,392	45	5,075,395
Alief Montessori Community School	366	1	42,459
Ambassadors Preparatory Academy	1,680	1	23,312
Anahuac ISD	504	3	298,019
Apple Springs ISD	212	2	32,830
Arrow Academy (Leadership Education Foundation)	630	4	130,222
Big Sandy ISD - Dallardsville	507	1	119,049
Bloomington ISD	888	4	137,200
Bob Hope School	n/a		
Brazoria County Juvenile Probation	59	4	51,702
Bridge City ISD	3,180	4	257,157
Broaddus ISD	379	2	91,005
Buna ISD	1,469	3	185,624
Caldwell ISD	1,971	4	200,236
Calhoun County ISD	3,543	7	502,382
Centerville ISD	158	1	18,202
Central Heights ISD	1,106	3	102,037
Clear Creek ISD	28,079	38	2,363,246
Cleveland ISD	11,780	11	1,723,762
College Station ISD	14,438	19	1,434,338
Colmesneil ISD	437	2	63,125
Crockett ISD	1,182	4	233,573
Cushing ISD	574	2	69,165

Cypress-Fairbanks ISD	118,722	90	13,572,939
Damon ISD	96	1	13,177
Danbury ISD	718	3	60,681
Deer Park ISD	8,621	12	1,225,356
Devereux Foundation	n/a		
Dickinson ISD	12,308	14	1,666,507
Douglass ISD	435	1	36,133
East Bernard ISD	973	3	78,889
Evadale ISD	371	3	39,781
Excelsior ISD	74	1	13,248
Franklin ISD	1,351	3	117,831
Friendswood ISD	2,427	4	153,656
Galveston ISD	6,505	12	1,048,118
Garrison ISD	754	3	67,333
Goose Creek CISD	26,548	31	3,293,826
Grapeland ISD	692	3	98,821
Groveton ISD	773	2	107,038
Hamshire-Fannett ISD	2,073	4	168,281
Hardin-Jefferson ISD	2,742	4	284,678
Hearne ISD	875	3	121,204
High Island ISD	149	1	24,631
Houston Classical Charter School	182	1	44,899
Houston ISD	178,737	268	24,019,905
Hudson ISD	2,787	4	221,285
Huffman ISDF	3,683	4	341,723

Hull-Daisetta ISD	1,025	3	72,297
Humble ISD	49,854	46	3,378,341
Katy ISD	94,109	71	6,657,324
La Porte ISD	7,092	12	835,009
Lamar CISD	43,091	49	4,535,798
Leggett ISD	225	2	40,744
Little Cypress Mauriceville CISD	3,312	6	296,293
Lumberton ISD	4,330	5	388,548
Magnolia ISD	14,249	15	1,286,655
Martinsville ISD	325	1	56,409





**64** Respondents  
 • 73% Public School Districts



**44%** Currently purchase Texas products



**26** Purchase TX meat/meat alternate the most



**26** Buy from TX producers and/or local businesses



**75%** Plan to increase spending on TX products



**19** Wish to buy TX fruits and vegetables



**29%** Have difficulty finding TX produce or meat/meat alternate



**64%** List cost as the primary barrier to TX products



**6** Have a garden  
 • 15 want to start gardening

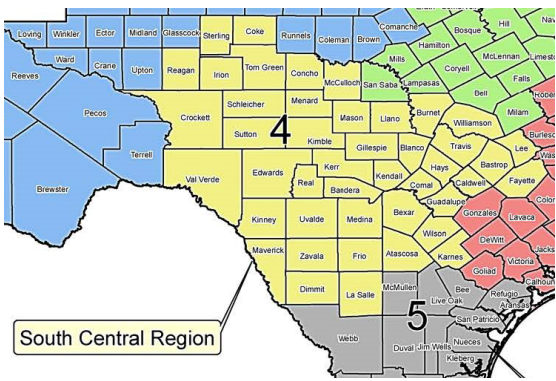


**46%** Lack outdoor space for gardens



**NSLP Farm Fresh Survey**  
 used to gauge school participation in Farm Fresh programming

- Survey dates: 2/28/2023 - 3/8/2023
- Sent to CEs and ESC mailing lists
- 399 unique responses



**Region 4**  
 South Central Texas is Farm Fresh



TEXAS DEPARTMENT OF AGRICULTURE  
**COMMISSIONER SID MILLER**

Fraud Hotline: 1-866-5-FRAUD-4 or 1-866-537-2834 | P.O. Box 12847 | Austin, TX 78711  
 Toll Free: (877) TEX-MEAL | For the hearing impaired: (800) 735-2989 (TTY)



Food and Nutrition Division  
 Farm Fresh Initiative

This product was funded by USDA.  
 This institution is an equal opportunity provider.

Updated 4/27/2023  
 www.SquareMeals.org

<b>Region 4 CE Name</b>	<b>Enrollment</b>	<b>Campuses</b>	<b>Meals Served</b>
BCFS HHS	2,180	12	527,411
Brackett ISD	552	3	60,285
Brady ISD	945	3	118,973
Braination	137	5	90,225
Bronte ISD	238	1	38,022
Burke Center For Youth	n/a		
Burnet Cons ISD	3,325	6	421,320
Charlotte ISD	420	3	79,303
Devine ISD	2,008	4	210,290
Dime Box ISD	165	1	31,178
Doral Academy Charter School	344	1	18,539
Dripping Springs ISD	4,065	5	301,815
East Central ISD	10,528	11	1,567,248
Flatonia ISD	643	2	65,117
Florence ISD	1,174	3	173,534
Floresville ISD	4,053	5	475,803
George Gervin Youth Center	800	2	114,334
Gonzales ISD	2,563	5	373,479
Henry Ford Learning Institute	76	1	2,127
Hill Country Youth Ranch DBA Big Springs Charter School	219	2	29,046
Hondo ISD	1,762	4	217,170
Ingram ISD	1,199	3	118,042
Judson ISD	26,056	31	2,211,478
Junction ISD	640	3	39,634

KIPP Texas Public Schools	32,012	58	3,764,701
Knippa ISD	406	1	43,621
Lake Travis ISD	5,137	7	276,717
Leakey ISD	355	1	26,936
Little Flower School	72	1	5,782
Lytle ISD	1,761	4	284,332
Manor ISD	9,201	15	1,468,678
Marion ISD	1,616	4	147,475
Mason ISD	699	3	57,582
Medina ISD	254	1	28,932
Meridian World School	1,678	1	73,314
Navarro ISD	2,244	2	229,785
New Braunfels ISD	9,736	14	651,172
New Frontiers Public Schools	176	2	12,113
Nixon-Smiley C.I.S.D.	1,112	5	264,521
North East ISD	58,899	70	6,836,142
Northside ISD	103,746	120	8,949,167
Pegasus Schools, Inc.	161	1	83,297
Pleasanton ISD	3,299	5	572,078
Poteet ISD	1,779	4	296,721
Poth ISD	956	3	116,677
Robert Lee ISD	262	1	35,865
Sabinal ISD	532	3	59,012
San Angelo ISD	16,580	24	1,580,393
San Marcos Treatment Center	n/a		

San Antonio Preparatory Charter School	167	1	17,718
San Saba ISD	685	3	65,859
Schulenburg ISD	672	2	78,345
Smithville ISD	1,844	4	223,259
Southwest Preparatory School	810	6	58,367
St. Peter-St. Joseph Children's Home	108	1	19,669
Texas school for The Blind	124	1	12,735
Thrall ISD	832	3	84,179
TLC Academy	3,683	9	319,185
University Elementary Charter School	298	1	43,280
Uvalde CISD	3,934	8	510,601
Veribest ISD	270	2	27,907
Wall ISD	1,383	4	117,798



**28** Respondents  
 • 96% Public School Districts



**75%** Currently purchase Texas products



**11** Purchase TX meat/meat alternate the most



**11** Buy from TX producers and/or local businesses

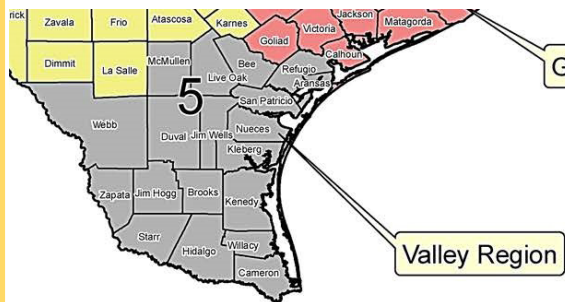


**43%** Plan to increase spending on TX products



**NSLP Farm Fresh Survey**  
 used to gauge school participation in Farm Fresh programming

- Survey dates: 2/28/2023 - 3/8/2023
- Sent to CEs and ESC mailing lists
- 399 unique responses



**Region 5**  
 The Valley is Farm Fresh



**21** Wish to buy TX meat/meat alternate products



**35%** Have difficulty finding TX produce or meat/meat alternate



**70%** List cost as the primary barrier to TX products



**3** Have a garden  
 • 23 want to start gardening



**62%** Lack outdoor space for gardens



TEXAS DEPARTMENT OF AGRICULTURE  
**COMMISSIONER SID MILLER**

Fraud Hotline: 1-866-5-FRAUD-4 or 1-866-537-2834 | P.O. Box 12847 | Austin, TX 78711  
 Toll Free: (877) TEX-MEAL | For the hearing impaired: (800) 735-2989 (TTY)



Food and Nutrition Division  
 Farm Fresh Initiative

This product was funded by USDA.  
 This institution is an equal opportunity provider.



Updated 4/27/2023  
 www.SquareMeals.org

<b>Region 5</b>	<b>CE Name</b>	<b>Enrollment</b>	<b>Campuses</b>	<b>Meals Served</b>
	Agua Dulce ISD	398	2	62,666
	Alice ISD	4,517	6	704,898
	Banquete ISD	858	3	223,136
	Ben Bolt-Palito Blanco ISD	516	2	146,665
	Benavides ISD	193	2	60,738
	Freer ISD	748	3	153,452
	George West ISD	1,075	4	106,009
	Gregory-Portland ISD	3,539	5	736,638
	Ingleside ISD	2,017	4	199,277
	Kingsville ISD	2,741	5	460,732
	La Joya ISD	23,849	36	4,303,026
	Laredo ISD	21,275	30	3,537,361
	London ISD	1,610	4	150,736
	Mathis ISD	1,465	4	332,156
	McAllen ISD	19,960	30	4,074,918
	Mercedes ISD	4,355	9	802,656
	Mission CISD	14,387	22	2,851,138
	Pawnee ISD	299	4	67,458
	Pettus ISD	407	2	46,656
	Pharr San Juan Alamo ISD	29,711	40	5,068,077
	Port Aransas ISD	568	3	37,887
	Presbyterian Pan American School	63	1	11,672
	Riviera ISD	481	3	66,201
	Sacred Heart School	120	1	9,266
	Sinton ISD	2,038	5	311,135
	Skidmore-Tynan ISD	767	3	99,965
	South Texas Educational Tech.	1,441	4	261,321
	Taft ISD	821	3	138,021
	Leonard ISD	808	4	105,480